

a guide to trailering in your 1969 AIRSTREAM

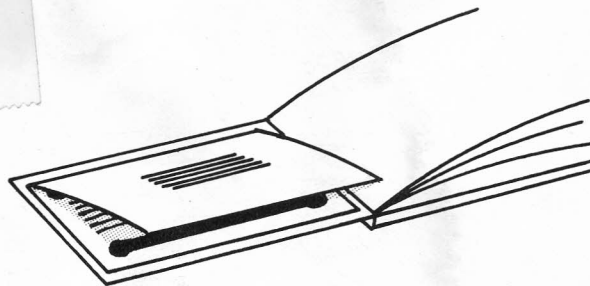
# OWNERS MANUAL

PHONE 738-2904

**RON'S  
OVER THE ROAD  
RV & TRAILER SERVICE**

"STAY WHERE YOU ARE—WE COME TO YOU"  
6425 DREWSBURG RD., OKEANA, OHIO

REMOVE PROTECTIVE STRIP FROM TAPE ON THE WARRANTY AND PLACE WARRANTY ON THIS PAGE AS SHOWN AT RIGHT.




THIS MANUAL DESIGNED SPECIFICALLY FOR  
USE WITH FOLLOWING AIRSTREAM MODELS

**AIRSTREAM INC.**  
JACKSON CENTER, OHIO CERRITOS, CALIF.

**23 FT..... SAFARI**  
**25 FT..... TRADE WIND**  
**27 FT..... OVERLANDER**  
**29 FT..... AMBASSADOR**  
**31 FT..... SOVEREIGN**

©AIRSTREAM INC., 1968






When you bought your Airstream, you not only received the finest travel trailer ever built, but you entered a new way of life . . . a way of life filled with friends and adventures to come.


In order to get the most carefree adventures from your new Airstream we suggest you get to know it thoroughly. This manual will aid you in doing so,

It contains operating and maintenance instructions which you will want to refer to from time to time to supplement the instructions your dealer gave you. In addition, it has tips on travel trailering drawn from the experiences of tens of thousands of people like you, who have taken their Airstreams into every corner of the world.

Should you trade or sell your trailer, be sure to pass this manual along to the new owner. When you've read it through, you will know how valuable it can be in getting better acquainted with the Airstream.



# FOREWORD







	CHAPTER	PAGE FROM — TO
FOREWORD: .....		3
WALLY BYAM CARAVANS & CLUBS: .....	1	9-11
SERVICE: C.P.C. PROGRAM, FACTORY SERVICE, SERVICE CENTERS .....	2	15-19
EQUIPPING TRAILER FOR ROAD: OUTFITTING TRAILER, EQUIPMENT LIST, ACCESSORIES .....	3	23-25
TOWING TIPS: HITCHING, LOADING, TOWING, OVERHEATING, STATE LAWS .....	4	29-44
OVERNIGHT STOP — EXTENDED STAY: LEVELING TRAILER .....	5	47-49
L.P.G. SYSTEM: CHANGING TANKS, DIAGRAMS .....	6	53-56
ELECTRICAL SYSTEM: LIGHTS, SELF-CONTAINED, CITY POWER, DIAGRAMS .....	7	59-67
WATER SYSTEM: CITY WATER, SELF-CONTAINED, PURIFIER, DIAGRAMS .....	8	71-75
DRAINAGE SYSTEM: CITY SEWER, SELF-CONTAINED, TOILET FLUSH, DIAGRAMS .....	9	79-84
APPLIANCES: FURNACE, REFRIGERATOR, RANGE & OVEN, WATER HEATER .....	10	87-98
RUNNING GEAR & HARDWARE: AXLES, BRAKES, TIRES, DOORS, WINDOWS, T.V. ANTENNA .....	11	101-107
TRAILER STORAGE-WINTERIZING: WATER DRAIN, BATTERY .....	12	111-112
EQUIPPING TOW CAR: HORSE POWER, HITCH, CONNECTOR, ACCESSORIES .....	13	115-117
LUBRICATION & MAINTENANCE: LUBRICATION & MAINTENANCE CHART, EXTERIOR, INTERIOR ....	14	121-126
SPECIFICATIONS: EXTERIOR DETAILS, CAPACITIES, BULB REPLACEMENT .....	15	129-132
INDEX: .....		137-138

NOTE: Please refer to page 133 for any improvements made in your trailer after this manual was printed.

# TABLE OF CONTENTS

